



moview
UPHOLDING A VISION.

tvmount

Product Number:
MQCE220-12

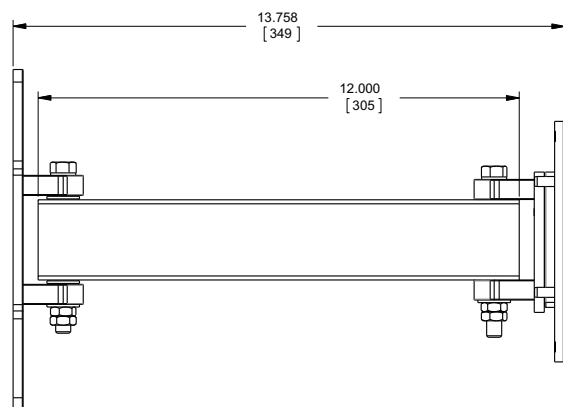
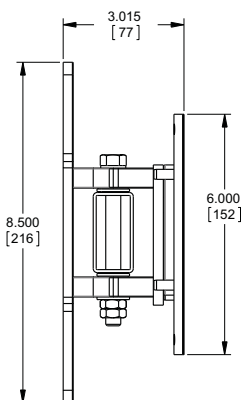
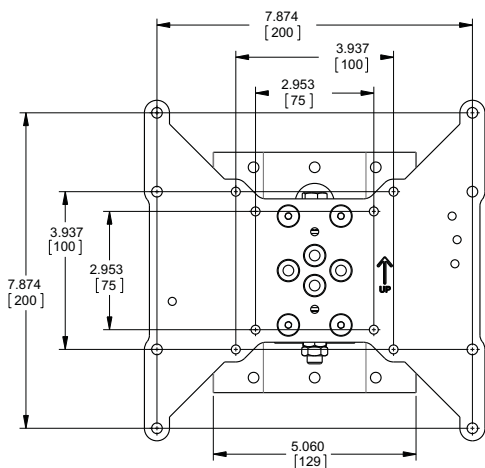
QD singleswing

Supports Flat Panels up to 32" or 25 lbs.



Product features:

- Swing and Pan combination offers many viewing angles
- Lightweight and affordable design
- Wide variety of standard VESA patterns accepted
- Wide mounting footprint to minimize mounting surface load
- Easy on and off quick disconnect interface



Product specifications:

Model: MQCE220-12

	ENGLISH	(METRIC)
COMMON SCREEN SIZES:	19"-32"	(28.2 cm - 81.3 cm)
MAX LOAD:	25 lbs	(11.3 kg)
HOLE PATTERN RANGE: (VESA)	3 X 3", 4 X 4", 4 X 7-7/8", 7-7/8 X 7-7/8"	(75 X 75mm, 100 X 100mm, 100 X 200mm, 200 X 200mm)
DIMENSIONS:	8" W X 8" H X 3-1/32" D	(20.3 W X 20.3 H X 7.7 D cm)
SHIPPING WEIGHT:	3.2 lbs	(1.5 kg)

**One Year Warranty - Minimal Assembly Required
Designed, Engineered, and Manufactured in USA**



52965 Frederick Dr. • Elkhart • Indiana • 46514

574.266.1455

www.moview.com